

rebel

EXPRESS YOURSELF



G-B



R-B






BLK

SPECIFICATIONS

ENGINE AND TRANSMISSION		
Engine Code / Engine Type	PC56E / Liquid-cooled, DOHC	
Displacement (cm³)	471.03	
Bore x Stroke (mm)	67 x 66.8	
Compression ratio	10.7 : 1	
Clutch	Wet, Multiplate with coil springs	
Transmission	6-speed Manual	
Final drive	Chain	
Primary / Final reduction	2.029 / 2.667	
Gear reduction	1 <sup>st</sup> gear	3.285
	4 <sup>th</sup> gear	1.300
	2 <sup>nd</sup> gear	2.105
	5 <sup>th</sup> gear	1.150
	3 <sup>rd</sup> gear	1.600
	6 <sup>th</sup> gear	1.043
Ignition	Computer-controlled digital transistorized with electronic advance	

ENGINE AND TRANSMISSION	
Starter	Electric
DIMENSION AND WEIGHT	
Width x Length x Height (mm)	820 x 2,190 x 1,093
Wheelbase (mm)	1,490
Ground clearance (mm)	136
Seat height (mm)	690
Caster angle (°) / Trail (mm)	28°0' / 110
Curb weight (kg)	191
Fuel tank capacity (litres)	11.2
SUSPENSION AND TYRE	
Front Suspension	ø41mm Telescopic fork, 121mm stroke

SUSPENSION AND TYRE	
Rear Suspension	Dual shocks with five-position spring-preload adjustability, 93mm stroke
Front Brake	Twin-piston caliper with single 296 x 5.0mm disc
Rear Brake	Single-caliper 240 x 5.0mm disc
Front Tyre	130/90-16M/C 67H (Tubeless)
Rear Tyre	150/80-16M/C 71H (Tubeless)
COLOR CHART	
 CMX500AH MAT ARMORED SILVER METALLIC (G-B)	 CMX500AH MILLENNIUM RED (R-B)
 CMX500AH GRAPHITE BLACK (BLK)	

\*Image of bike is for illustration purpose only. Actual model may vary.

The destination for riders

Honda BigWing

Meet the various models of Honda BigBike And the world-class experience that can be yours at Honda BigWing, “The destination for riders.”

All specifications are provisional and subject to change without notice.

- Please note that the figures provided are results obtained by Honda under standardised testing conditions prescribed by WMTC. Tests are conducted on a rolling road using a standard version of the vehicle with only one rider and no additional optional equipment. Actual fuel consumption may vary depending on how you ride, how you maintain your vehicle, weather, road conditions, tyre pressure, installation of accessories, cargo, rider and passenger weight, and other factors.
- Colours and photos may vary from the actual product. These models come with a 2 year or 20,000km manufacturing warranty (whichever comes first).

Toll Free Line

1800 88 3993

Monday – Friday (9am – 5pm)  
Close on public holidays  
www.boonsiewhonda.com.my  
HondaMotorcycles Malaysia

11/16

rebel

Honda BigBike

— EXCITES THE WORLD —





# rebel

EXPRESS YOURSELF

What could possibly be better than being exactly who you are in every aspect of your life? The new Honda REBEL motorbike allows you to do precisely that.

Its unique design reflects the raw and fierce nature of a custom Bobber-design motorbike. It features the latest technology and rebellious performance that will deliver you a completely new experience, empowering you to go to the extreme. The only rule for a REBEL is: Express Yourself

## 500CC LIQUID-COOLED ENGINE

The 2-cylinder, 500 cc, liquid-cooled PGM-FI engine is responsive to every level of acceleration. It's the powerhouse of a thrilling ride.



### FAT BOBBER TIRE

The robust front and rear Bobber tires simply command attention.



### SLEEK FUEL TANK DESIGN

Although it's packing a capacity of 11.2 liters, the sleek fuel tank promises to never get in your way.



### CLASSIC ROUND HEADLIGHT

The classy round headlight gives your ride a timeless look.



### ABS (ANTI-LOCK BRAKE SYSTEM)

The ABS brake system enhances not only your safety but also your confidence in every ride.

